


Rabbit Ings - Art in Nature Paper Collage

What will I learn?

How to produce a simple collage inspired by nature. The collage can be decorated with simple doodles.

What will I need?

- A sheet of A4 Paper.
- Coloured paper (you can use wallpaper, coloured paper from old magazines, or whatever you have available).
- Circular objects to draw around, various sizes.
- Scissors.
- Felt pens or markers.
- A glue stick.




Instructions:


1. Take a few minutes to look at the work of Angie Lewin (try searching google images). Notice the small number of colours and very simple shapes that Angie uses.
2. Walk around Rabbit Ings with a sketchbook and pencil. Look for plants and seed heads. Can you see circles, half circles, ovals, heart shapes? What other unusual shapes can you see? Can you doodle an outline?
3. Select the papers that you are going to use. Try to use a selection that look good together. Place the papers beside each other, or on top of each other, to see what they look like. Can you find a better combination of colours to work with?
4. Take the papers you are going to use for your background. Tear or cut wavy strips and glue them onto a piece of A4 paper. Your lines can be vertical or horizontal, and the number of lines is up to you. It's your art

so you can do whatever you want to do. Doodle on the background if you want to. Or leave it as it is and doodle later on.


Step 5



Step 6



Step 7



5. Take the papers you are going to use for flowers, stems and seed heads. Cut out circles, oval shapes, and other shapes you need. Try positioning them on the background. When you are happy with the layout, glue them down. Start with the taller plants at the back. Glue the stems first, then the flower or seed head. Continue to stick down the other shapes in this way until they are all secure.
6. Doodle patterns over the flowers, seed heads, stems, and add more to cover the background if you want to. You can also add more flowers and seed heads at any time.

Further Information

Why not try creating your own papers using paints and crayons. Try painting, printing, rubbings etc.

Join us at Rabbit Ings for other events. To find out more like us on facebook (Rabbit Ings Country Park) or see the Barnsley Chronicle for up and coming events.